



**MAHILARATNA PUSHPATAI HIRAY ARTS, SCIENCE AND COMMERCE
MAHILA MAHAVIDYALAYA, MALEGAON CAMP, NASHIK**



3rd Cycle

Assessment & Accreditation

Criterion – 6

Governance, Leadership and Management

Key Indicator- 6.5 Internal Quality Assurance System

QnM – 6.5.2 Quality assurance initiatives of the institution include:

- 1. Regular meeting of Internal Quality Assurance Cell (IQAC); quality improvement initiatives identified and implemented*
- 2. Academic and Administrative Audit (AAA) and follow-up action taken*
- 3. Collaborative quality initiatives with other institution(s)*
- 4. Participation in NIRF and other recognized rankings*
- 5. Any other quality audit/accreditation recognized by state, national or international agencies such as NAAC, NBA etc.*


NIRF Report, AAA Report and details on follow up actions

1. Participation in National Institutional Ranking Framework (NIRF)

College has participated in National Institutional Ranking Framework (NIRF) in 2016. From the academic year 2016, College has continuously participated in the NIRF. The details of the NIRF Ranking are as follows:

a. Link NIRF Reports: <https://mgvsph.kbhgroup.in/NIRF.html>

b. Screenshot



2. AAA Report and Follow up Action Taken

Criteria 6: Governance, Leadership and Management

| Mahatma Gandhi Vidyamandir's Mahilaratna Pushpatai Hiray Arts, Science & Commerce Mahila Mahavidyalaya, Malegaon-Camp, Nashik-423105 Affiliated to Savitribai Pune University, Pune Id.No. PU/NS/ASC/ 039/1990 | | | | | | | | | | | | | | | | | | | |
|-------------------------------------------------------------------------------------------------------------------------------------------------------------------------------------------------------------------------|-----------------------------------------------------------------------------------------------|---------------|---------|-------|---------|-----------|---------|-------------------|------------|----------|--------|-----------|-----------|-------------|---------|---------|-------|----------------|----------------|
| Sr. | Indicator | Maximum score | English | Hindi | Marathi | Economics | History | Political Science | Psychology | Commerce | Botany | Chemistry | Geography | Mathematics | Physics | Zoology | Music | Internal Score | External Score |
| 1. | Academic programmes offered by the department | 30 | 30 | 30 | 30 | 30 | 30 | 30 | 30 | 20 | 30 | 30 | 30 | 30 | 17 | 30 | 20 | 417 | 407 |
| 2. | Certificate/ Diploma/ Add-on-Courses / Skill Development Programme etc. run by the department | 20 | 10 | 10 | 10 | 10 | 0 | 10 | 10 | 10 | 10 | 10 | 10 | 10 | 10 | 20 | 10 | 150 | 130 |
| 3. | Percentage of full time teachers against sanctioned posts. | 30 | 30 | 30 | 20 | 30 | 30 | 15 | 30 | 0 | 25 | 30 | 20 | 30 | 20 | 30 | 30 | 370 | 355 |
| 4. | Percentage of teachers with Ph.D./MPhil | 20 | 20 | 20 | 20 | 20 | - | 10 | 20 | 13 | 20 | 15 | 20 | 5 | 0 | 15 | 10 | 208 | 208 |
| 5. | Percentage of the Teacher with NET/SET/GATE | 20 | 5 | 10 | 10 | 13 | 10 | 10 | 20 | 5 | 25 | 10 | 10 | 5 | 0 | 5 | 15 | 153 | 153 |
| 6. | Average teaching experience of the full time teachers | 30 | 30 | 20 | 30 | 30 | 30 | 25 | 30 | 30 | 30 | 30 | 30 | 30 | 20 | 30 | 30 | 425 | 415 |
| 7. | Percentage of the students admitted against the sanctioned seats | 40 | 25 | 20 | 20 | 25 | 20 | 20 | 30 | 15 | 25 | 30 | 30 | 30 | 30 | 30 | 15 | 365 | 335 |
| 8. | Methods used for teaching learning | 20 | 10 | 10 | 5 | 0 | - | 5 | 15 | 15 | 10 | 20 | 15 | 20 | 0 | 20 | 10 | 155 | 145 |
| 9. | Organization of special activities, programs for slow learners & advance learners. | 20 | 10 | 0 | 0 | 0 | 0 | 15 | 0 | 20 | 0 | 0 | 5 | 20 | 0 | 20 | 0 | 90 | 90 |

| | | | | | | | | | | | | | | | | | | | |
|-----|--------------------------------------------------------------------------------------------------------------|----|----|----|----|----|----|----|----|----|----|----|----|----|----|----|----|-----|-----|
| 10. | Curricular planning & Documentation- SOP of the Department, time-table, workload distribution, teaching plan | 20 | 15 | 13 | 13 | 13 | 13 | 13 | 10 | 13 | 10 | 20 | 10 | 13 | 10 | 15 | 12 | 193 | 192 |
| 11. | Participation in curricular development and assessment of affiliating University | 10 | 0 | 0 | 5 | 0 | 0 | 0 | 0 | 0 | 0 | 0 | 5 | 10 | 8 | 5 | 0 | 33 | 28 |
| 12. | Feedback on Curriculum | 10 | 10 | 10 | 10 | 10 | 10 | 10 | 10 | 10 | 10 | 10 | 10 | 10 | 10 | 10 | 10 | 150 | 81 |
| 13. | Internal Assessment records based on CBCS | 30 | 30 | 10 | 10 | 30 | 0 | 10 | 20 | 20 | 30 | 30 | 30 | 30 | 20 | 30 | 30 | 330 | 330 |
| 14. | Percentage of teachers using ICT facility for teaching and learning. | 40 | 20 | 0 | 0 | 20 | 0 | 10 | 20 | 20 | 10 | 35 | 30 | 35 | 20 | 35 | 30 | 285 | 300 |
| 15. | Student: Computer ratio of the department. | 10 | 0 | 0 | 0 | 0 | 0 | 0 | 0 | 0 | 2 | 5 | 0 | 6 | 3 | 5 | 3 | 24 | 24 |
| 16. | Student: Full time teacher ratio of the department | 5 | 5 | 5 | 5 | 5 | 5 | 5 | 5 | 5 | 4 | 5 | 5 | 5 | 3 | 5 | 5 | 72 | 72 |
| 17. | Mentor-Mentee ratio of the department | 5 | 5 | 5 | 5 | 5 | 5 | 5 | 5 | 5 | 5 | 5 | 5 | 5 | 5 | 5 | 5 | 75 | 54 |
| 18. | Pass percentage of the final year students. (Appeared and Passed) | 30 | 20 | 15 | 30 | 25 | 27 | 30 | 30 | 25 | 30 | 30 | 27 | 30 | 15 | 30 | 30 | 394 | 369 |
| 19. | Program & Course outcomes with mapping & attainment | 30 | 15 | 15 | 15 | 15 | 15 | 15 | 15 | 15 | 15 | 15 | 15 | 15 | 15 | 15 | 15 | 225 | 180 |
| 20. | Percentage of students undertaken projects. (Final Year students of UG and PG) | 20 | 20 | 0 | 0 | 0 | 0 | 0 | 0 | 0 | 10 | 10 | 0 | 20 | 0 | 20 | 0 | 80 | 80 |
| 21. | Number of guest seminars on IPR/ Research Methodology/Entrepreneurship organized by the department. | 20 | 0 | 5 | 0 | 0 | 0 | 0 | 10 | 10 | 10 | 5 | 5 | 0 | 0 | 5 | 0 | 50 | 45 |

Criteria 6: Governance, Leadership and Management

| | | | | | | | | | | | | | | | | | | | |
|-----|-------------------------------------------------------------------------------------------------------------------------------|----|----|----|----|----|----|----|----|----|----|----|----|----|----|----|----|-----|-----|
| 22. | Number of teachers recognized as research guides & students registered for Ph.D. | 20 | 10 | 0 | 20 | 5 | 0 | - | - | - | 5 | 15 | 20 | - | - | 5 | 10 | 90 | 90 |
| 23. | Number of student awarded M. Phil/ Ph.D. in the academic year. | 20 | 10 | 13 | 0 | - | - | - | - | - | - | - | - | - | - | - | - | 23 | 23 |
| 24. | Average number of research papers published per teachers in the UGC listed journals. (Points as per 7 th Pay G.R.) | 30 | 30 | 0 | 10 | 13 | 30 | 30 | 30 | 10 | 20 | 30 | 20 | 30 | 30 | 20 | 20 | 323 | 303 |
| 25. | No. of Research papers published by students | 10 | 0 | 0 | 0 | 0 | 0 | 0 | 0 | 0 | 0 | 0 | 0 | 0 | 0 | 0 | 0 | 0 | 15 |
| 26. | Capacity Building Initiatives by the Department- Soft Skills, Language, Life Skills, ICT Skills etc. | 30 | 5 | 10 | 10 | 5 | 0 | 0 | 5 | 0 | 0 | 30 | 15 | 30 | 0 | 30 | 5 | 145 | 145 |
| 27. | Average number of books/ chapters in book etc. Published per teacher | 20 | 20 | 0 | 10 | 10 | 10 | 10 | 0 | 15 | 5 | 10 | 10 | 10 | 0 | 5 | 0 | 115 | 115 |
| 28. | Number of research projects undertaken by the department | 40 | 0 | 5 | 0 | 0 | 0 | 0 | 0 | 0 | 0 | 5 | 0 | 0 | 0 | 0 | 0 | 10 | 10 |
| 29. | Organization of seminars/ conferences/ workshops etc. by the department | 20 | 5 | 0 | 0 | 5 | 0 | 5 | 5 | 5 | 5 | 20 | 5 | 20 | 5 | 20 | 20 | 120 | 120 |
| 30. | Number of extension and outreach Programmes/ Activity conducted/ activity for society (Social responsibility). | 60 | 0 | 0 | 10 | 0 | 0 | 0 | 5 | 0 | 30 | 30 | 0 | 0 | 0 | 40 | 25 | 140 | 140 |
| 31. | Average percentage of students participating in extension activities. | 20 | 2 | 10 | 5 | 5 | 0 | 20 | 2 | 5 | 10 | 20 | 0 | 20 | 5 | 20 | 10 | 134 | 134 |
| 32. | No. of Awards/ Recognition received by teachers at International/ National/ | 20 | 0 | 10 | 0 | 0 | 0 | 0 | 0 | 0 | 10 | 2 | 0 | 0 | 0 | 0 | 0 | 22 | 22 |


| | | | | | | | | | | | | | | | | | | | |
|-----|---------------------------------------------------------------------------------------------------------------------------------------------------------------------------------------------------|----|----|---|----|----|----|----|----|----|----|----|----|----|---|----|---|-----|-----|
| 33. | Number of functional MoUs registered by the department or activities undertaken under any functional MoUs in the year | 10 | 10 | 0 | 10 | 20 | 10 | 10 | 10 | 10 | 20 | 10 | 10 | 10 | 5 | 10 | 0 | 145 | 145 |
| 34. | Annual expenditure for purchase of books and journals during the year. | 10 | 0 | 0 | 10 | 0 | 0 | 0 | 0 | 0 | 0 | 10 | 0 | 5 | 0 | 0 | 0 | 25 | 25 |
| 35. | Number of e-contents developed during the year (Power Point Presentations, Animations, Video lectures, Practical Demonstrations, MOOC quadrates etc.) | 20 | 15 | 0 | 10 | 5 | 0 | 0 | 10 | 5 | 10 | 10 | 0 | 20 | 5 | 15 | 0 | 105 | 105 |
| 36. | Percentage of placements of outgoing students during the year (Campus Placements and other placements)(4 Pts. /10%) | 40 | 2 | 0 | 0 | 4 | 0 | 0 | 0 | 10 | 0 | 4 | 0 | 0 | 0 | 4 | 0 | 24 | 20 |
| 37. | Students' progression to higher education (previous graduated batch)(4pts/10%) | 40 | 35 | 5 | 20 | 8 | 5 | 4 | 10 | 10 | 5 | 30 | 10 | 40 | 5 | 10 | 4 | 201 | 131 |
| 38. | Number of students qualifying in state/national/ international level examinations during the years (eg: NET / SLET / GATE / GMAT /CAT /GRE/ TOFEL / Civil Services/ State Government examinations | 40 | 0 | 0 | 0 | 0 | 0 | 0 | 0 | 0 | 0 | 5 | 0 | 5 | 0 | 0 | 0 | 10 | 5 |
| 39. | Number of awards/medals for outstanding performance in sports/cultural activities at district/ state/ national / international level(5 Pts. / a Student) | 20 | 0 | 0 | 0 | 0 | 0 | 0 | 10 | 0 | 0 | 0 | 0 | 0 | 0 | 0 | 0 | 10 | 10 |

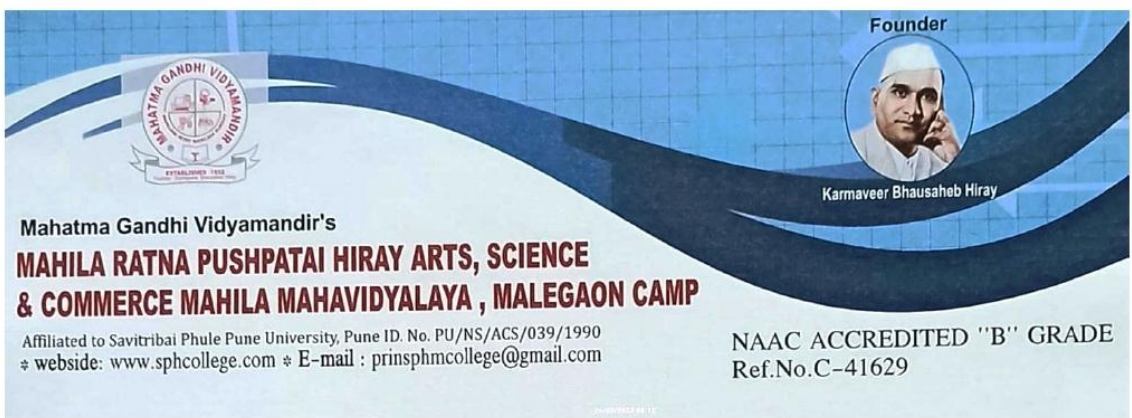
Criteria 6: Governance, Leadership and Management

| | | | | | | | | | | | | | | | | | | | |
|---------------------------------|------------------------------------------------------------------------------------------------------------|-------------|------------|--------------|--------------|--------------|--------------|--------------|------------|--------------|------------|------------|------------|------------|--------------|------------|--------------|-------------|-------------|
| 40 | Alumni contribution to the department | 40 | 3 | 2 | 0 | 0 | 0 | 0 | 0 | 0 | 0 | 4 | 0 | 2 | 0 | 2 | 0 | 13 | 17 |
| 41 | Number of teachers participated in the faculty development programmes/ Conferences/ Seminars/workshops etc | 10 | 4 | 0 | 5 | 2 | 0 | 0 | 2 | 0 | 0 | 6 | 0 | 6 | 0 | 10 | 0 | 35 | 21 |
| 42 | Programmes by Department under PTA (Parent Teachers Association) | 10 | 5 | 5 | 5 | 5 | 5 | 5 | 5 | 5 | 5 | 5 | 5 | 5 | 5 | 5 | 5 | 75 | 25 |
| 43 | Best Practice of the department (5pts/per Activity) | 10 | 5 | 0 | 5 | 5 | 5 | 0 | 5 | 0 | 0 | 5 | 0 | 5 | 0 | 10 | 0 | 45 | 25 |
| Departmental Total Score | | 1000 | 471 | 288 | 368 | 373 | 260 | 322 | 409 | 326 | 436 | 596 | 407 | 567 | 266 | 586 | 379 | 6051 | 5698 |
| Remark | | | Good | Satisfactory | Satisfactory | Satisfactory | Satisfactory | Satisfactory | Good | Satisfactory | Good | Very Good | Good | Very Good | Satisfactory | Very Good | Satisfactory | | |


Dr. Deepanjali K. Borse
 IQAC Coordinator
 IQAC
 M.P.H. Mahila Mahavidyalaya
 Malegaon Camp 423105 Dist. Nashik




PRINCIPAL
 M.P.H. Mahila Mahavidyalaya
 Malegaon Camp-423 105 (Nashik)



Internal Quality Audit Assurance Cell (IQAC)

Academic and Administrative Audit (AAA) Report

Academic and Administrative Audit (AAA) is a practice of the institute to monitor and assess the performance of the institute in the post accreditation scenario. The main objective of the AAA is to review, assess and evaluate the performance in domains of teaching learning process, research, extra-curricular and administrative aspects pertaining to departments of the institution. The review process is usually carried out by internal committee members and external peers. AAA is conducted every year for academic departments and administrative office.

As a part of the audit process, the IQAC has structured a proforma for the evaluation based on the criteria specified by the NAAC. The proforma of evaluation along with necessary list of required documents is communicated to each department. The criteria wise evaluation of the department includes:

1. Curriculum Enrichment
2. Teaching – Learning Process
3. Examination and Evaluation system
4. Results and Feedback
5. Other activities
6. Research and Extension Activities
7. Awards, Recognition and Best Practices

The Internal Committee made by IQAC visited each department and physically verified the AAA file of the departments. All the supporting documents were presented by the departments and verified by the committee. After completing all stages of verification and

Criteria 6: Governance, Leadership and Management

interactions with Head of respective Departments, AAA Report covering the observations was prepared for the respective departments by the committee.

The process involved for the AAA by the external peer is as given below.


1. Meeting with HODs to finalize the date
2. Identifying the external peers for evaluation of AAA
3. Schedule of AAA
4. Proforma for evaluation
5. Consolidation of evaluation

The external academician peer visited the departments, the infrastructural facilities in the department such as classrooms, laboratories and interacted with the teaching staff and the technical staff to know the academic and administrative performance.


After completing all stages of verification, AAA report comprising of observations and recommendations prepared, finalized. The report was handed over to IQAC. Finally IQAC has prepared individual department evaluation sheets as an outcome of the AAA. The outcome sheet for the AAA for 2021-22 is enclosed with this report.

Date: 11/07/2022

Place: Malegaon


Dr. Deepanjali K. Borse
Co-ordinator
IQAC
M.P.H. Mahila Mahavidyalaya
Malegaon Camp 423105 Dist. Nashik




PRINCIPAL
M.P.H. Mahila Mahavidyalaya
Malegaon Camp-423 105 (Nashik)